

planika

# PREMIUM FIREPLACES

---

DESIGN  
BEV TECHNOLOGY  
ECOLOGY



# INDEX

---

- 03** OUR STORY/DESIGN FIRE
- 04** BEV<sup>®</sup> TECHNOLOGY
- 05** NET ZERO<sup>®</sup>
- 06** **AUTOMATIC BEV<sup>®</sup> FIREPLACES**
- 38** **ELECTRIC FIREPLACES**
- 42** **GAS FIREPLACES**
- 52** **OUTDOOR COLLECTION**





# ourstory

It started with a simple bonfire in the heart of the Australian continent, under the red Ayers Rock. Two tourists, Alfred Weilandt and Jerry Dabrowski were sitting by the fire, long into the night, listening to Aboriginal tales about a mythical Epoch of Dreams. The atmosphere created by the flames inspired the two to find an easy way to have the same fire in contemporary interiors.

They intended to overcome the existing difficulties in the form of soot, ash and the need for a chimney, all of which are associated with fire in an interior space. Contemporary lifestyle demands products that through design have a character of their own but are safe and easy to use. After months spent on designing and testing, they came up with a product combining the beauty of form and the comfort of use thanks to bioethanol fuel. But most of all a product that satisfies the atavistic need to commune with fire.

# designfire

We took on the challenging task and went beyond all the established boundaries to design fire like never before. Our endeavours lead us to develop solutions that allow us to arrange a natural fire in any space; be it indoor or outdoor.

As a world leader in fully automatic fireplaces, we guarantee the convenience and safety of our products. We listen to our clients carefully to provide individually customized products. Our offer covers net zero bioethanol fireplaces with patented BEV® Technology and gas fire solutions that provide a lot of freedom in designing your perfect space with fire as the focal point.

The recognition says it all. Planika is global. With an extensive distribution network, we are present in over 100 countries around the world. But the success also lies in the concept of a teal organization that Planika adopted. In our company, there is no hierarchy. All the employees are given freedom in managing their working schedule and have a real influence in the process of product creation.

*~This made it possible to give you truly unique solutions in fire design.*

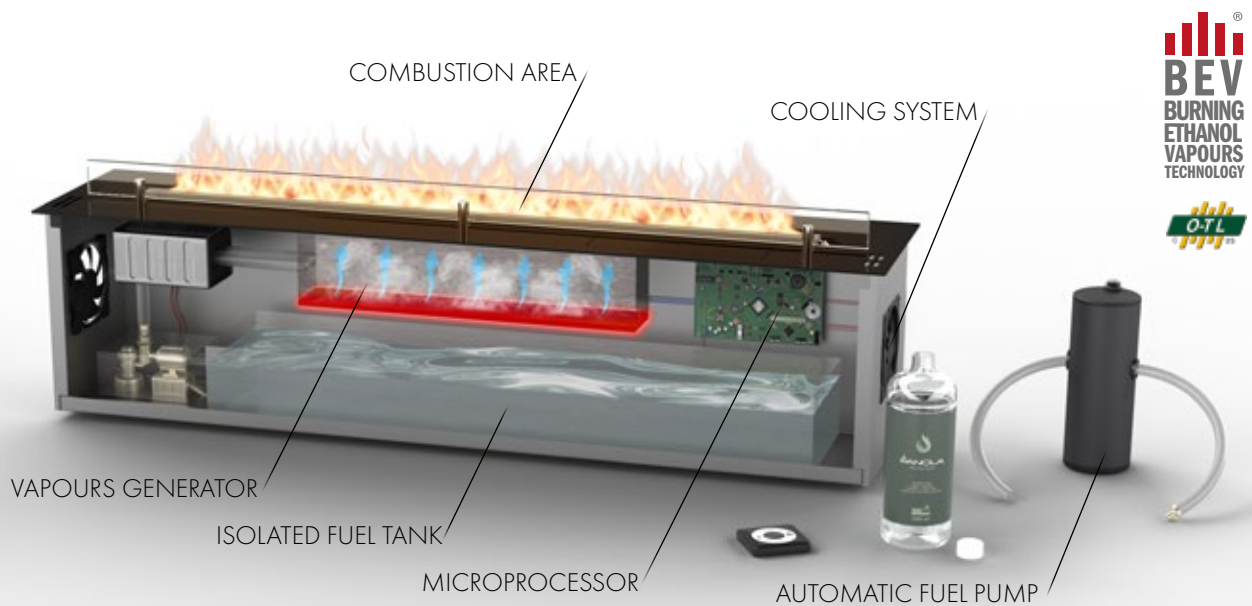
*Planika*

# BEV<sup>®</sup> TECHNOLOGY

## GAME-CHANGING INNOVATION IN FIREPLACE INDUSTRY

The BEV<sup>®</sup> technology is the most advanced technology on the fireplace market and it has revolutionized the industry. It is now possible to have a line of fire in a media wall under TV, in an apartment on a higher floor, arranged as a room divider or even on a yacht. For years now, this innovative solution has been taking projects with real fire to the next level. You can use fireplaces with the BEV<sup>®</sup> technology anywhere you want, without any limitations. It is manufactured according to UL standards and is O-TL certified, meeting the most demanding safety and quality requirements.

## PLANIKA AUTOMATIC FIRE



Without chimney



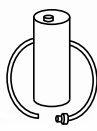
No smell,  
no soot, no ash



No contact between  
fuel and fire



Controlled by  
mobile app or a remote




Automatic refuelling



Safety sensors



Real fire



Easy installation

## HOW DOES THE BEV<sup>®</sup> TECHNOLOGY WORK?

The entire burning process is fully automated. The fireplace takes only the required amount of fuel from the tank and the pump transports it to the combustion chamber. The bioethanol is vapourised and distributed along the entire length of the burner where it is then combusted. The fire does not come in any direct contact with the liquid fuel. Thanks to the isolated fuel tank, the cooling fans and the combustion chamber, the temperature of the ethanol fuel is always low and safe.

The microprocessor communicates with many sensors inside the fireplace and controls its entire operation. The fireplace informs you of any actions with a sound signal and a message in the mobile app. The convenient remote control of the fireplace eliminates any risk of human error.

# NET ZERO<sup>®</sup>

## CARBON NEUTRAL SOLUTION FOR PREMIUM DESIGN

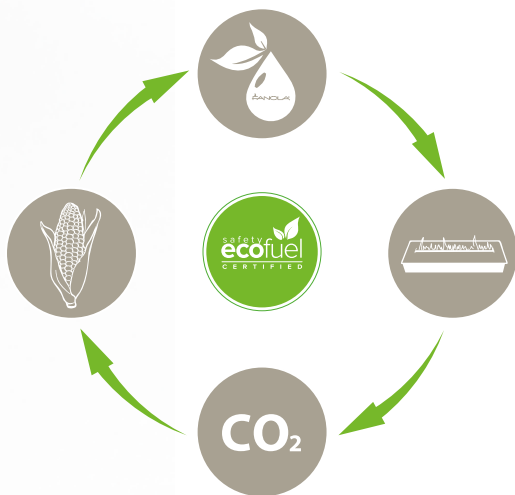
Planika's mission is to create safe fireplaces that leave little to no impact on the environment. Our automatic fireplaces with the BEV<sup>®</sup> technology are fuelled with bioethanol - organic eco-fuel. This allows to use our products where traditional fireplaces are prohibited by the environmental restrictions. Planika has developed the cutting-edge solution - the true CO<sub>2</sub> - neutral fireplaces of the future.

### WHAT IS FANOLA FUEL?



- ✓ 96% ethanol concentration
- ✓ odourless and clean combustion
- ✓ plant-origin distillate
- ✓ particulate-free
- ✓ multi-distillated
- ✓ pharmaceutical quality
- ✓ natural, golden flame


### HOW ARE PLANIKA'S BEV<sup>®</sup> FIREPLACES CO<sub>2</sub> NEURAL?




Planika's fireplaces utilize multi-rectified bioethanol which is made from plants, such as wheat, corn or potatoes. The BEV<sup>®</sup> Technology turns liquid fuel into ethanol vapours to provide the safest combustion process and the most natural fire. The clean burning of ethanol vapours emits only a small amount of CO<sub>2</sub> - similar to that exhaled by a human. No ash, soot, or smoke are produced. 100% of the emissions are absorbed by the same plants that are used to produce the biofuel. This way the carbon emission process comes full circle.



### WORK WITH PROFFESIONALS



TECHNICAL TRAININGS



ARCHITECT ZONE WITH  
3D MODELS



PROJECT SUPPORT

# AUTOMATIC BEV<sup>®</sup> FIREPLACES

---






Fire Line Automatic  
BEV® Burner  
Design by Porada



# INDOOR ETHANOL FIRES

AUTOMATIC ETHANOL BURNER (Net Zero® fireplace with BEV® Technology)


## FIRE LINE AUTOMATIC 4 (FLA4 BURNER)



### FEATURES

- Automatic refilling system
- Remote control
- Touch control panel
- Wi-Fi
- 6 levels of flame
- Safety sensors
- Variant with larger fuel tank (FLA4+)
- Smart Home System compatible
- Top finish:
  - Black powder coating (standard)
  - Stainless steel (optional)
  - RAL colour (optional)

## FIRE LINE AUTOMATIC 4+ (FLA4+ BURNER)



### OPTIONAL ACCESSORIES

- Glass screens
- Decorative tray with logs or stones
- Smart Home System module
- Adaptive frame with glass screens for Freestanding, Tunnel, Room Divider and Island arrangements



### ARRANGEMENT OPTIONS



Arrangements that require frame with glass screens



	FLA4 / FLA4+						
	590 mm	790 mm	990 mm	1190 mm	1490 mm	1990 mm	2490 mm
	max. 3.1 kW	max. 4.4 kW	max. 7.0 kW	max. 9.4 kW	max. 13.0 kW	max. 18.0 kW	max. 22.5 kW
	3.1 L / 9.6 L	4.3 L / 13.4 L	5.5 L / 17.2 L	6.8 L / 21.0 L	8.6 L / 26.8 L	11.7 L / 36.3 L	14.8 L / 45.9 L
	max. 5.0 h / 16.0 h	max. 8.0 h / 25.0 h	max. 8.0 h / 26.0 h	max. 9.0 h / 30.0 h	max. 9.0 h / 30.0 h	max. 10.0 h / 31.0 h	max. 10.0 h / 31.0 h
	min. 31 m <sup>3</sup>	min. 44 m <sup>3</sup>	min. 70 m <sup>3</sup>	min. 94 m <sup>3</sup>	min. 130 m <sup>3</sup>	min. 180 m <sup>3</sup>	min. 225 m <sup>3</sup>
	19.9 kg / 22.4 kg	24.1 kg / 32.0 kg	27.5 kg / 38.5 kg	33.0 kg / 44.0 kg	39.5 kg / 52.5 kg	49.5 kg / 67.5 kg	58.5 kg / 81.5 kg
	230 V						



Fire Line Automatic  
Park Hyatt Auckland  
Conran&Partners



Fire Line Automatic  
Clearfire - Cascais project



Fire Line Automatic  
BEV® Burner  
The One Acropolis  
design by EcoFire  
photo by G. Fakaros



Fire Line Automatic  
BEV® Burner  
Design by Azovskiy + Pahamova



Fire Line Automatic  
BEV® Burner  
Design by **Vibieffe**

# FIRST OF ITS KIND FIREPLACE ON A YACHT



Fire Line Automatic  
BEV® Burner  
Design by **Mondomarine**  
Serenity yacht



# INDOOR ETHANOL FIRES

AUTOMATIC ETHANOL FIREPLACE (Net Zero® fireplace with BEV® Technology)

## FORMA FIREPLACE (with FLA4 / FLA4+ burner)



### FEATURES

- FLA4/FLA4+ technical features
- Zero clearance – installation in combustible materials
- Heat deflector - mount TV above the fireplace
- 7 lengths and 7 arrangement options
- Easy installation
- Higher side glass panels available in Tunnel, Room Divider and Island models

### OPTIONAL ACCESSORIES

- Decorative tray with logs or stones
- Smart Home System module

## ARRANGEMENT OPTIONS



### FORMA FIREPLACE WITH FLA4 / FLA4+ BURNER

	BURNER 590 mm FIREPLACE 800 mm	BURNER 790 mm FIREPLACE 1000 mm	BURNER 990 mm FIREPLACE 1200 mm	BURNER 1190 mm FIREPLACE 1500 mm	BURNER 1490 mm FIREPLACE 1800 mm	BURNER 1990 mm FIREPLACE 2300 mm	BURNER 2490 mm FIREPLACE 2700 mm
	max. 3.1 kW	max. 4.4 kW	max. 7.0 kW	max. 9.4 kW	max. 13.0 kW	max. 18.0 kW	max. 22.5 kW
	<b>FLA4</b> 3.1 L <b>FLA4+</b> 9.6 L	<b>FLA4</b> 4.3 L <b>FLA4+</b> 13.4 L	<b>FLA4</b> 5.5 L <b>FLA4+</b> 17.2 L	<b>FLA4</b> 6.8 L <b>FLA4+</b> 21.0 L	<b>FLA4</b> 8.6 L <b>FLA4+</b> 26.8 L	<b>FLA4</b> 11.7 L <b>FLA4+</b> 36.3 L	<b>FLA4</b> 14.8 L <b>FLA4+</b> 45.9 L
	<b>FLA4</b> max. 5.0 h <b>FLA4+</b> max. 16.0 h	<b>FLA4</b> max. 8.0 h <b>FLA4+</b> max. 25.0 h	<b>FLA4</b> max. 8.0 h <b>FLA4+</b> max. 26.0 h	<b>FLA4</b> max. 9.0 h <b>FLA4+</b> max. 30.0 h	<b>FLA4</b> max. 9.0 h <b>FLA4+</b> max. 30.0 h	<b>FLA4</b> max. 10.0 h <b>FLA4+</b> max. 31.0 h	<b>FLA4</b> max. 10.0 h <b>FLA4+</b> max. 31.0 h
	min. 31 m <sup>3</sup>	min. 44 m <sup>3</sup>	min. 70 m <sup>3</sup>	min. 94 m <sup>3</sup>	min. 130 m <sup>3</sup>	min. 180 m <sup>3</sup>	min. 225 m <sup>3</sup>
	230 V						



Fire Line Automatic  
BEV® Burner  
Design by Ellemore Huang Shan





**Fire Line Automatic**  
BEV® Burner  
Design by **Patrick Helou**

**Fire Line Automatic**

BEV® burner

Design by Sylwia Szcześniak Mariposa Studio Architektury

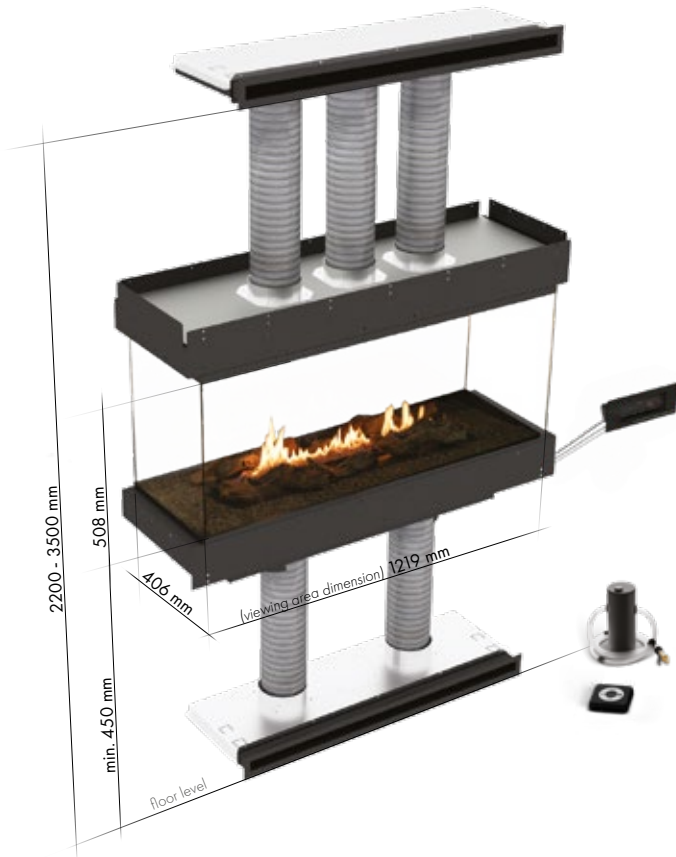
Published in Elle Decoration Polska



# INDOOR ETHANOL FIRES

AUTOMATIC ETHANOL BURNER (Net Zero® fireplace with BEV® Technology)

## PANORAMA FIREPLACE



### FEATURES

- Automatic refilling system
- External control panel
- Remote control
- Wi-Fi
- 6 levels of flame
- Safety sensors
- Glass enclosed
- Glass foam granulate included
- Zero clearance
- Finish: black powder coating
- Smart Home System compatible

### OPTIONAL ACCESSORIES

- Decorative logs or stones
- Smart Home System module

## ARRANGEMENT OPTIONS



PANORAMA	
	BURNER 990 mm
	max. 7.0 kW
	5.5 L
	max. 10.0 h
	min. 70 m³
	230 V



Panorama RD  
BEV® Fireplace



Panorama TS  
BEV® Fireplace

# INDOOR ETHANOL FIRES

AUTOMATIC ETHANOL BURNER (*Net Zero® fireplace with BEV® Technology*)

## STONE CORE



### FEATURES

- Automatic refilling system
- Remote control
- Wi-Fi
- 6 levels of flame
- Safety sensors
- Glass enclosed
- Glass foam granulate included
- Smart Home System compatible

### OPTIONAL ACCESSORIES

- Smart Home System module

### AVAILABLE FINISHING VARIANTS

- 3 finishing options by Cosentino Dekton: Laurent, Daze and Kovik
- Stone Core for custom-build housing

ULTRACOMPACT STONE BY **COSENTINO**

## STONE KOVIK / LAURENT / DAZE



### STONE CORE / GRIS / LAURENT / DAZE

	max. 5 kW
	13,4 L
	max. 29 h
	min. 50 m <sup>3</sup>
	230 V



**Stone Daze**  
BEV® Fireplace

# INDOOR ETHANOL FIRES

AUTOMATIC ETHANOL BURNER (*Net Zero® fireplace with BEV® Technology*)

## ROCK CORE



### FEATURES

- Easy refilling - replacable canister
- Remote control
- 2 levels of flame
- Safety sensors
- Glass enclosed
- Glass foam granulate included

### AVAILABLE FINISHING VARIANTS

- 3 finishing options by Cosentino Dekton: Laurent, Daze and Kovik
- Rock Stone Core for custom-build housing

ULTRACOMPACT STONE BY **COSENTINO**

## ROCK KOVIK / LAURENT / DAZE



### ROCK CORE / GRIS / LAURENT / DAZE

	max. 3.5 kW
	5 L
	max. 33 h
	min. 35 m³
	230 V




Rock Daze  
BEV® Fireplace



# INDOOR ETHANOL FIRES

AUTOMATIC ETHANOL BURNER (*Net Zero® fireplace with BEV® Technology*)

## PRIME FIRE BURNER



### FEATURES

- Automatic refilling system
- Remote control
- 2 levels of flame
- Safety sensors
- Top finish: black powder coating

### OPTIONAL ACCESSORIES

- Glass screens
- Decorative tray with logs or stones
- Adaptive frame with glass screens for Freestanding, Tunnel, Room Divider and Island arrangements




## ARRANGEMENT OPTIONS



Arrangements that require frame with glass screens



	PRIME FIRE			
	590 mm	790 mm	990 mm	1190 mm
	max. 3.1 kW	max. 4.4 kW	max. 7.0 kW	max. 9.4 kW
	3.1 L	4.3 L	5.5 L	6.8 L
	max. 5.0 h	max. 8.0 h	max. 8.0 h	max. 9.0 h
	min. 31 m³	min. 44 m³	min. 70 m³	min. 94 m³
	19.9 kg	24.1 kg	27.5 kg	33.0 kg
	230 V			



**Prime Fire**  
BEV® Burner  
Project 上海陆家嘴 滨江凯旋门  
Design by 上海观安设计  
The designer 李曾娜



**Prime Fire**  
BEV® Burner  
House CC- Elegant Lifestyle  
design by: AIO Grafic RO

# INDOOR ETHANOL FIRES

AUTOMATIC ETHANOL FIREPLACE (*Net Zero<sup>®</sup> fireplace with BEV<sup>®</sup> Technology*)

## FORMA FIREPLACE (*with Prime Fire burner*)



### FEATURES

- Prime Fire technical features
- Automatic refilling system
- Remote control
- 2 levels of flame
- Safety sensors
- Zero clearance
- Finish: black powder coating

### OPTIONAL ACCESSORIES

- Decorative tray with logs or stones

## ARRANGEMENT OPTIONS



### FORMA FIREPLACE WITH PRIME FIRE BURNER

	BURNER 590 mm FIREPLACE 800 mm	BURNER 790 mm FIREPLACE 1000 mm	BURNER 990 mm FIREPLACE 1200 mm	BURNER 1190 mm FIREPLACE 1500 mm
	max. 3.1 kW	max. 4.4 kW	max. 7.0 kW	max. 9.4 kW
	3.1 L	4.3 L	5.5 L	6.8 L
	max. 6.0 h	max. 9.0 h	max. 10.0 h	max. 11.0 h
	min. 31 m <sup>3</sup>	min. 44 m <sup>3</sup>	min. 70 m <sup>3</sup>	min. 94 m <sup>3</sup>
	230 V			



**Prime Fire**  
BEV® Burner  
Design by **Design Avenue**

# INDOOR ETHANOL FIRES

AUTOMATIC ETHANOL BURNER (*Net Zero® fireplace with BEV® Technology*)

## RONDO AUTOMATIC BURNER








### FEATURES

- Automatic refilling system
- Remote control
- Wi-Fi
- 6 levels of flame
- Safety sensors
- Top finish: black powder coating
- Smart Home System compatible

### OPTIONAL ACCESSORIES

- Smart Home System module

RONDO AUTOMATIC	
	max. 3.1 kW
	4,5 L
	max. 30 h
	min. 31 m <sup>3</sup>
	230 V



Rondo Automatic  
BEV® burner

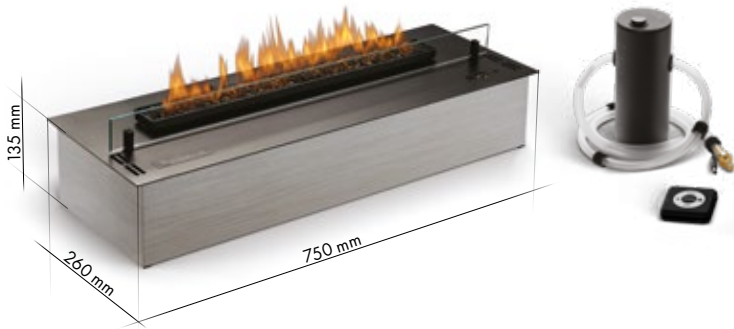


Rondo Automatic  
BEV® burner

# INDOOR ETHANOL FIRES

AUTOMATIC ETHANOL BURNER (Net Zero® fireplace with BEV® Technology)

## NEO BURNER



### FEATURES

- Automatic refilling system
- Remote control
- 2 levels of flame
- Safety sensors

### OPTIONAL ACCESSORIES

- Decorative grate with logs

## NEO FIREPLACE



### FEATURES

- Zero clearance
- Automatic refilling system
- Remote control
- 2 levels of flame
- Safety sensors

### DETACHABLE SIDE PANELS



### OPTIONAL ACCESSORIES

- Decorative grate with logs

	NEO BURNER 500 / 750 / 1000	NEO FIREPLACE 500 / 750 / 1000
	3.1 / 4.1 / 5.9 kW	3.1 / 4.1 / 5.9 kW
	1.7 / 2.1 / 2.9 L	1.7 / 2.1 / 2.9 L
	5 / 6 / 4 h	5 / 6 / 4 h
	min. 31 / 41 / 59 m <sup>3</sup>	min. 31 / 41 / 59 m <sup>3</sup>
	230 V	



**Neo Fireplace**  
BEV® Fireplace



# INDOOR ETHANOL FIRES

AUTOMATIC ETHANOL BURNER (Net Zero® fireplace with BEV® Technology)

## PIANO



### FEATURES

- Freestanding or wall mounted
- Automatic refilling system
- Remote control
- 2 levels of flame
- Safety sensors
- Finish: black powder coating
- built-in deflector and soundbar hanger

### OPTIONAL ACCESSORIES

- Decorative grate
- TV bracket

## POLARIS



### FEATURES

- Removable fuel tank
- Freestanding
- Remote control
- 2 levels of flame
- Safety sensors
- Finish: black powder coating

### OPTIONAL ACCESSORIES

- Decorative logs

	PIANO	POLARIS
	max. 2,5 kW	max. 3.5 kW
	1.3 L	5.0 L
	max. 4.5 h	max. 33 h
	min. 25 m <sup>3</sup>	min. 35 m <sup>3</sup>
	49 kg	36.5 kg
	230 V	



**Piano**  
BEV® Fireplace



**Polaris**  
BEV® Fireplace

# INDOOR ETHANOL FIRES

AUTOMATIC ETHANOL BURNER (Net Zero® fireplace with BEV® Technology)

## BASKET FIRE LOGS



### FEATURES

- Automatic refilling system
- Freestanding
- Remote control
- 2 levels of flame
- Safety sensors
- Finish: black powder coating

### OPTIONAL ACCESSORIES

- Decorative grate

## SCANDI



### FEATURES

- Removable fuel tank
- Freestanding
- Flue connector (For optional heat extraction)
- Remote control
- 2 levels of flame
- Safety sensors
- Finish: black powder coating

### OPTIONAL ACCESSORIES

- Decorative logs or pebbles

	BASKET FIRE LOGS	SCANDI
	max. 2.8 kW	max. 4.1 kW
	1.75 L	5.0 L
	max. 6.5 h	max. 33 h
	min. 28 m <sup>3</sup>	min. 41 m <sup>3</sup>
	14.5 kg	62.0 kg
	230 V	



**Basket Fire Logs**  
BEV® Fireplace




**Scandi**  
BEV® Fireplace  
[@architekt\\_mo\\_home](#)

# INDOOR ETHANOL FIRES

AUTOMATIC ETHANOL BURNER (*Net Zero® fireplace with BEV® Technology*)

## L-FIRE BURNER



### FEATURES

- Automatic refilling system
- Remote control
- 2 levels of flame
- Safety sensors
- Finish: black powder coating

## L-FIRE FIREPLACE



### FEATURES

- Automatic refilling system
- Remote control
- 2 levels of flame
- Safety sensors
- Finish: black powder coating

### OPTIONAL ACCESSORIES

- Optional frame or frame + mesh

## PURE FLAME FIREPLACE



### FEATURES

- Automatic refilling system
- Insert for installation in furniture
- Remote control
- 2 levels of flame
- Safety sensors
- Finish: black powder coating

	L-FIRE BURNER	L-FIRE FIREPLACE	PURE FLAME FIREPLACE
	max. 4.4 kW	max. 4.4 kW	max. 5 kW
	6.0L	6.0L	5.0L
	max. 13 h	max. 13 h	max. 12.0 h
	min. 44 m <sup>3</sup>	min. 44 m <sup>3</sup>	min. 50 m <sup>3</sup>
	15.2 kg	27 kg	18.6 kg
		230 V	



L-Fire in Casing  
BEV® Fireplace



Pure Flame  
BEV® Fireplace



# ELECTRIC FIREPLACES

---



Astro  
Electric Fireplace



# INDOOR ELECTRIC FIRES

## ASTRO FIREPLACE

### REFLEX TECHNOLOGY

A system of prisms and LED lights that provides more visual depth than a regular 2-dimensional fireplace. The warm-coloured mirror installed on the back wall enlarges the flame giving you a more natural experience.

### HEATFLOW SYSTEM

Astro not only decorates but also warms up your home. Take advantage of the 2-stage heater to enjoy cosy winter evenings.

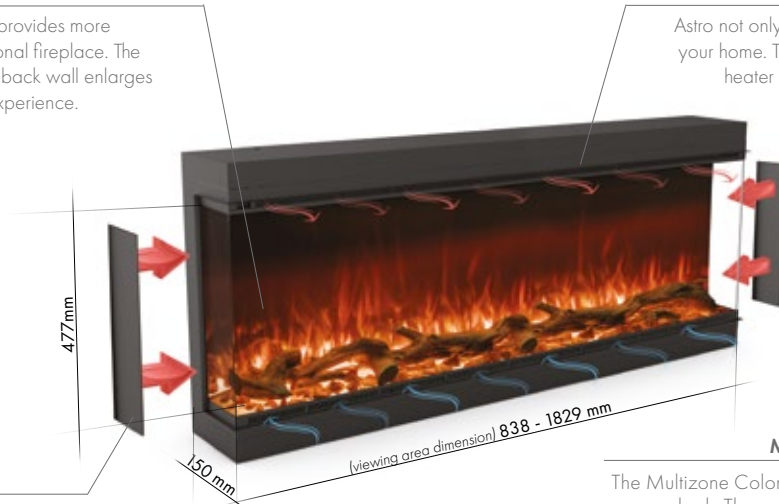
### CONTROL OPTIONS



INCLUDED INCLUDED

### YOU DESIGN!

Enjoy the three-sided panoramic flame or cover the sides of Astro with the included panels. By framing the fire you get three additional arrangement options.



### MULTIZONE COLORFLOW

The Multizone Colorflow let's you give Astro your own look. There are three lighting zones, each with individual colour settings.

## OPTIONAL ACCESSORIES



OPTIONAL DECORATIVE CASING

### DETACHABLE SIDE PANELS (INCLUDED IN SET)

### INSTALLATION OPTIONS



SINGLE-SIDED

LEFT CORNER

RIGHT CORNER

THREE-SIDED



RECESSED

PARTLY-RECESSED

WALL-MOUNTED

FREESTANDING

ASTRO				
	850 mm	1200 mm	1500 mm	1800 mm
	42.0 kg	59.0 kg	72.5 kg	85.0 kg
	Two-stage heating power: 1500 W & 3000 W			
	230 V			



**Astro**  
Electric Fireplace



**Astro**  
Electric Fireplace

# GAS FIREPLACES

---





Sinatra  
Gas Fireplace

# INDOOR GAS FIRES

## LINEAR GAS FIREPLACE *(Balanced Flue System)*

### VALENTINO FIREPLACE



#### FEATURES

- NG or LPG gas
- Modular Burner
- Remote control
- Smart Home System compatible
- Thermostat
- Ceramic glass
- Back wall finish:
  - Black matte steel (standard)
- Decorative accessories:
  - Logs, vermiculite & chips (included)

#### OPTIONAL ACCESSORIES



#### ARRANGEMENT OPTIONS



SINGLE-SIDED



RIGHT CORNER



LEFT CORNER



THREE-SIDED

VALENTINO		
	1000 mm	1300 mm
	(NG) max. 6.4 kW (LPG) max. 6.7 kW	(NG) max. 8.5 kW (LPG) max. 7.4 kW
	(NG) max. 0.9 m <sup>3</sup> /h (LPG) max. 0.7 kg/h	(NG) max. 1.2 m <sup>3</sup> /h (LPG) max. 0.78 kg/h
	Concentric flue 200/130	
	230 V	

\*For single sided arrangement only

# INDOOR GAS FIRES

## CAMPFIRE GAS FIREPLACE *(Balanced Flue System)*

### MONROE FIREPLACE



#### FEATURES

- NG or LPG gas
- Modular Burner
- Remote control
- Smart Home System compatible
- Thermostat
- Ceramic glass
- Back wall finish:
  - Black matte steel (standard)
- Decorative accessories:
  - Logs, vermiculite & chips (included)

#### OPTIONAL ACCESSORIES



#### ARRANGEMENT OPTIONS



SINGLE-SIDED



LEFT CORNER



RIGHT CORNER



THREE-SIDED

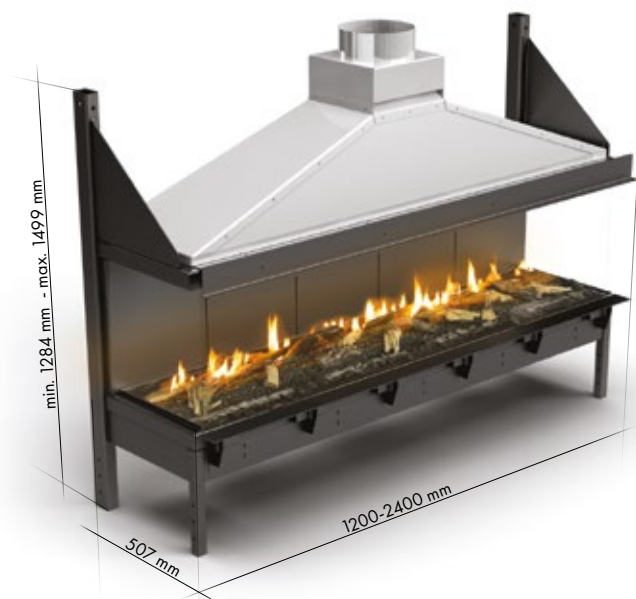
MONROE	
	(NG) max. 8.3 kW (LPG) max. 9.2 kW
	(NG) max. 1.2 m <sup>3</sup> /h (LPG) max. 0.96 kg/h
	Concentric flue
	230 V

\*For single sided arrangement only

# INDOOR GAS FIRES

## LINEAR GAS FIREPLACE (Conventional Flue System)

### SINATRA FIREPLACE



#### FEATURES

- NG or LPG gas
- Custom length and shape
- Remote control
- Smart Home System compatible
- Back wall finish:
  - Black matte steel
- Decorative accessories:
  - Black vermiculite (included)
- Ceramic glass

#### OPTIONAL ACCESSORIES



#### ARRANGEMENT OPTIONS



SINATRA				
	1200 mm	1600 mm	2000 mm	2400 mm
	(NG) max. 10.3 kW (LPG) max. 9.5 kW	(NG) max. 15.0 kW (LPG) max. 14.3 kW	(NG) max. 19.7 kW (LPG) max. 19.0 kW	(NG) max. 19.8 kW (LPG) max. 20.0 kW
	(NG) max. 1.09 m <sup>3</sup> /h (LPG) max. 0.75 kg/h	(NG) max. 1.58 m <sup>3</sup> /h (LPG) max. 1.12 kg/h	(NG) max. 2.09 m <sup>3</sup> /h (LPG) max. 1.50 kg/h	(NG) max. 2.09 m <sup>3</sup> /h (LPG) max. 1.57 kg/h
	Conventional			
	230 V			

\*Antireflective glass available only for 1200, 1600 and 2000 length



Sinatra  
Gas Fireplace



Sinatra  
Gas Fireplace





Sinatra  
Gas Fireplace



Valentino  
Gas Fireplace

**Monroe**

Iceland Lakeview Retreat  
Gas Fireplace



Monroe  
Gas Fireplace



# OUTDOOR COLLECTION

---






Galio Star Corten  
Gas outdoor fires

# OUTDOOR / INDOOR ETHANOL FIRES

AUTOMATIC ETHANOL FIREPLACES (Net Zero® fireplace with BEV® Technology)

## CABO BURNER



### FEATURES

- Automatic refilling system
- Remote control
- Wi-Fi
- 6 levels of flame
- Safety sensors
- Weather resistant

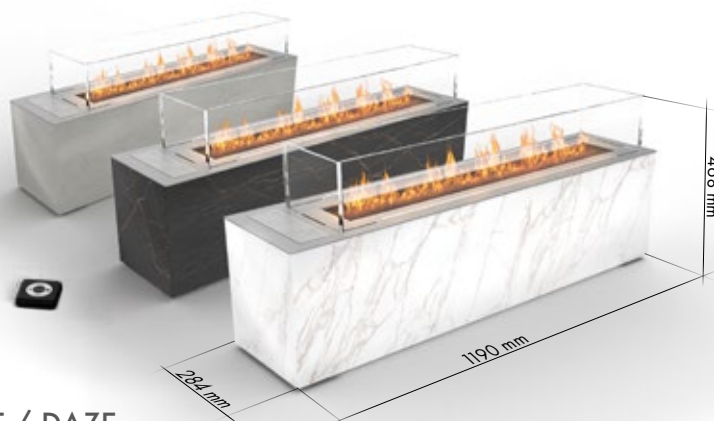
### OPTIONAL ACCESSORIES

- Protective fabric cover

### AVAILABLE FINISHING VARIANTS

- 3 finishing options by Cosentino Dekton : Laurent, Daze and Kovik
- Cabo Burner for custom-build housing

## CABO GRIS / LAURENT / DAZE



ULTRACOMPACT STONE BY **COSENTINO®**

## PORTO GRIS / LAURENT / DAZE



### FEATURES

- Automatic refilling system
- Remote control
- Wi-Fi
- 6 levels of flame
- Safety sensors
- Weather resistant
- Portable - includes wheels

### OPTIONAL ACCESSORIES

- Protective fabric cover

### AVAILABLE FINISHING VARIANTS

- 3 finishing options by Cosentino Dekton : Laurent, Daze and Kovik

ULTRACOMPACT STONE BY **COSENTINO®**

	CABO	PORTO
	max. 9.4 kW	max. 3.7 kW
	5 L	5 L
	max. 8 h	max. 14 h
	min. 94 m³ (if used indoors)	min. 37 m³ (if used indoors)
	230 V	



**Cabo Daze**  
BEV® Fireplace



**Porto Laurent**  
BEV® Outdoor Fireplace



# OUTDOOR / INDOOR ETHANOL FIRES

COMMERCE TECHNOLOGY™ (Absorbent Ceramic Fibers)



TOTEM



JAR



RONDO









SIMPLE

## FEATURES

- Easy refilling system
- Safe burning technology
- No electricity required

## OPTIONAL ACCESSORIES



	TOTEM	JAR	RONDO	SIMPLE
	[ØxH] 395 x 1070 mm	[ØxH] 410 x 795 mm	[ØxH] 412 x 412 mm	[ØxH] 308 x 418 mm
	24.5 kg	41.5 kg	70 kg	6.5 kg
	max. 2.5 kW	max. 2.5 kW	max. 2.5 kW	max. 2.5 kW
	3.0 L	3.0 L	3.0 L	1.5 L
	max. 7 h	max. 7 h	max. 7 h	max. 3.5 h
	min. 25 m³	min. 25 m³	min. 25 m³	min. 25 m³

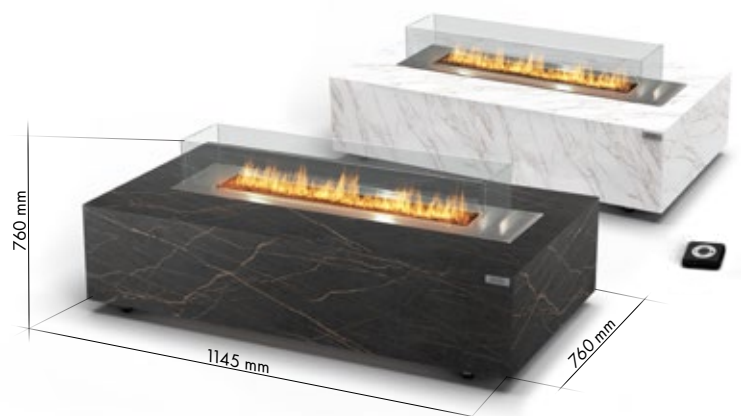


**Totem/Simple Commerce**  
The Address Downtown

# OUTDOOR / INDOOR ETHANOL FIRES

FIREPLACES IN TABLE (Net Zero® fireplace with BEV® Technology)

## CABO TABLE LAURENT / DAZE



### FEATURES

- Automatic refilling system
- Remote control
- Wi-Fi and mobile app
- 6 levels of flame
- Safety sensors
- Weather resistant

### OPTIONAL ACCESSORIES

- Protective fabric cover

### AVAILABLE FINISHING VARIANTS

- 2 finishing options by Cosentino: Silestone Gris or Dekton Laurent

ULTRACOMPACT STONE BY **COSENTINO**

CABO TABLE	
	max. 9.4 kW
	10.5 L
	max. 15 h
	min. 94 m³
	230 V



Cabo Daze Table  
BEV® Outdoor Fireplace

# OUTDOOR GAS FIRES

GAS FIREPLACES (With automatic control system)

## GALAXY TABLE LAURENT / DAZE



### FEATURES

- Automatic control system
- Remote control
- Smart home compatible
- 2 fuel variants: Gas Cylinder (propane or propane-butane mixture) or Natural Gas
- Thermocouple
- Smooth flame height regulation
- Easy to install

### AVAILABLE VARIANTS

- 2 finishing options:  
- Dekton Laurent and Daze by Cosentino

ULTRACOMPACT STONE BY  **COSENTINO**

## PIVOT LAURENT / DAZE






### FEATURES

- Automatic control system
- Remote control
- Smart home compatible
- Gas Cylinder (propane or propane-butane mixture) powered
- Thermocouple
- Smooth flame height regulation
- Easy to install

## OPTIONAL ACCESSORIES

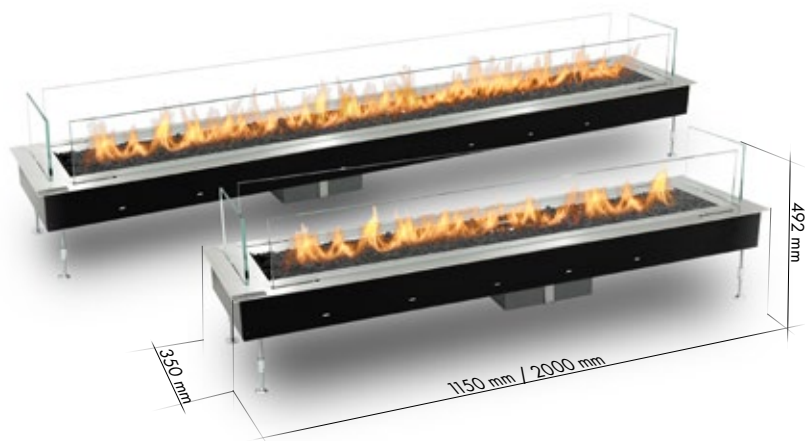


	GALAXY TABLE	PIVOT
	(NG) max. 10.1kW (LPG) max. 13.4kW	(LPG) max. 11.8 kW
	(NG) max. 0.96 m <sup>3</sup> /h (LPG) max. 0.95 kg/h	(LPG) max. 0.93 kg/h
	(NG) 20 mbar (LPG) 37 mbar	(LPG) 37 mbar

# OUTDOOR GAS FIRES

GAS FIREPLACES *(With automatic control system)*

## GALAXY 1150 / 2000 BURNER



### FEATURES


- Automatic control system
- Remote control
- Smart home compatible
- 2 fuel variants: Gas Cylinder (propane or propane-butane mixture) or Natural Gas
- Thermocouple
- Smooth flame height regulation
- Easy to install

### AVAILABLE VARIANTS

- 4 finishing options:
  - Dekton Laurent and Daze by Cosentino
  - Corten or black steel
- Galaxy Burner for custom-build housing




ULTRACOMPACT STONE BY  **COSENTINO**


## GALAXY BLACK / CORTEN / DAZE / LAURENT



### OPTIONAL ACCESSORIES



	GALAXY 1150 BURNER / BLACK / CORTEN / DAZE / LAURENT	GALAXY 2000 BURNER
	(NG) max. 10.1kW (LPG) max. 13.4kW	(NG) max. 18.6 kW (LPG) max. 22 kW
	(NG) max. 0.96 m <sup>3</sup> /h (LPG) max. 0.95 kg/h	(NG) max. 1.77 m <sup>3</sup> /h (LPG) max. 1.56 kg/h
	(NG) 20 mbar (LPG) 37 mbar	(NG) 20 mbar (LPG) 37 mbar

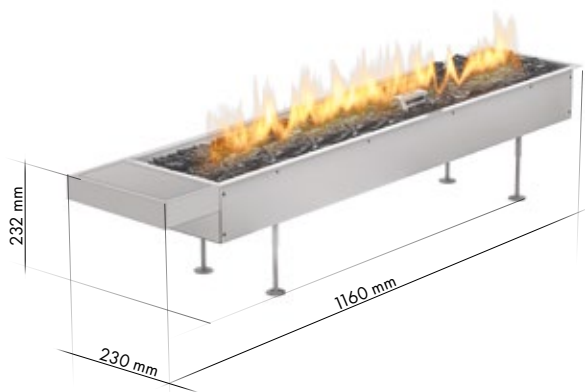


Galaxy Corten  
Gas Outdoor Fireplace

# OUTDOOR GAS FIRES

GAS FIREPLACES (With manual control system)

## GALIO INSERT MANUAL




### FEATURES

- 2 fuel variants: Gas Cylinder (propane or propane-butane mixture) or Natural Gas
- Manual control
- Thermocouple
- Smooth flame height regulation
- For custom-build housing
- Easy to install



MANUAL CONTROL

## GALIO CORTEN/GALIO BLACK MANUAL




### FEATURES

- 2 fuel variants: Gas Cylinder (propane or propane-butane mixture) or Natural Gas
- Manual control
- Thermocouple
- Smooth flame height regulation
- Freestanding



MANUAL CONTROL

## OPTIONAL ACCESSORIES



GALIO INSERT MANUAL / GALIO BLACK MANUAL / GALIO CORTEN MANUAL	
	(NG) max. 13.6 kW (LPG) max. 11.8 kW
	(NG) max. 1.22 m <sup>3</sup> /h (LPG) max. 0.93 kg/h
	(NG) 20 mbar (LPG) 37 mbar
	31.0 kg



**Galio Corten**  
Outdoor Gas Fireplace



**Galio Black**  
Outdoor Gas Fireplace



# OUTDOOR GAS FIRES

GAS FIREPLACES *(With automatic control system)*

## GALIO FIRE PIT INSERT AUTOMATIC



### FEATURES

- Automatic control system
- 2 fuel variants: Gas Cylinder (propane or propane-butane mixture) or Natural Gas
- Remote control
- SHS compatible
- Thermocouple
- Smooth flame height regulation
- Decorated with black diamond stones
- For custom-build housing
- Easy to install

## GALIO FIRE PIT CORTEN/BLACK AUTOMATIC



### FEATURES

- Automatic control system
- 2 fuel variants: Gas Cylinder (propane or propane-butane mixture) or Natural Gas
- Remote control
- Thermocouple
- Smooth flame height regulation
- Decorated with black diamond stones
- Freestanding


### OPTIONAL ACCESSORIES



	GALIO FIRE PIT INSERT AUTOMATIC	GALIO FIRE PIT CORTEN AUTOMATIC GALIO FIRE PIT BLACK AUTOMATIC
		(NG) max. 4.7 kW (LPG) max. 5.1 kW
		(NG) max. 0.5 m <sup>3</sup> /h (LPG) max. 0.4 kg/h
		(NG) 20 mbar (LPG) 37 mbar
	15.0 kg	65.0 kg



**Galio Fire Pit Black**  
Outdoor Gas Fireplace



**Galio Fire Pit Insert**  
Outdoor Gas Fireplace  
Venturato

# OUTDOOR GAS FIRES

GAS FIREPLACES (With automatic control system)

## GALIO STAR INSERT AUTOMATIC



### FEATURES

- Automatic control system
- 2 fuel variants: Gas Cylinder (propane or propane-butane mixture) or Natural Gas
- Remote control
- SHS compatible
- Thermocouple
- Smooth flame height regulation
- Decorated with black diamond stones
- For custom-build housing
- Easy to install

## GALIO STAR CORTEN/BLACK AUTOMATIC



### FEATURES

- Automatic control system
- 2 fuel variants: Gas Cylinder (propane or propane-butane mixture) or Natural Gas
- Remote control
- Thermocouple
- Smooth flame height regulation
- Decorated with black diamond stones
- Freestanding

## OPTIONAL ACCESSORIES



	GALIO STAR INSERT AUTOMATIC	GALIO STAR CORTEN AUTOMATIC GALIO STAR BLACK AUTOMATIC
		(NG) max. 16.4 kW (LPG) max. 17.3 kW
		(NG) max. 1.5 m <sup>3</sup> /h   53.0 ft <sup>3</sup> /h (LPG) max. 1.4 kg/h   3.1 lbs/h
		(NG) 20 mbar   8.0"wc (LPG) 37 mbar   14.9"wc
	170 kg / 375 lbs	370 kg / 81.6 lbs



Galio Star Corten Automatic  
Outdoor Gas Fireplace



Galio Star Corten Automatic  
Outdoor Gas Fireplace

# OUTDOOR GAS FIRES

GAS FIREPLACES (With automatic and manual control system)

## GALIO H INSERT AUTOMATIC



### FEATURES

- Automatic control system
- 2 fuel variants: Gas Cylinder (propane or propane-butane mixture) or Natural Gas
- Remote control
- SHS compatible
- Thermocouple
- Smooth flame height regulation
- Decorated with black diamond stones
- Easy to install
- For custom-build housing

### OPTIONAL ACCESSORIES



## LIGHTHOUSE



### FEATURES

- Fueled with propane or propane-butane mixture
- Thermocouple
- Tempered glass
- Anti-tilt valve
- Decorated with black diamond stones
- Freestanding

### OPTIONAL ACCESSORIES



	GALIO H INSERT AUTOMATIC	LIGHTHOUSE
	(NG) max. 9.4 kW (LPG) max. 11.8 kW	(LPG) max. 7.0 - 10.0 kW
	(NG) max. 1.0 m <sup>3</sup> /h (LPG) max. 0.9 kg/h	(LPG) max. 0.50 - 0.65 kg/h
	(NG) 20 mbar (LPG) 37 mbar	(LPG) 37 mbar
	23.6 kg	27.5 kg



Lighthouse  
Gas Patio Heater



**Lighthouse**  
Gas Patio Heater



Galio H Insert Automatic  
Outdoor Gas Burner



Galio H Insert Automatic  
Outdoor Gas Burner



All product specifications and data are subject to change without notice and are believed to be accurate as of the date hereof. Planika Sp. z o.o., its affiliates, agents, and employees, and all persons acting on its or their behalf (collectively, "Planika Sp. z o.o."), disclaim any and all liability for any errors, inaccuracies or incompleteness contained in any document or in any other disclosure relating to any product. To the maximum extent permitted by applicable law, Planika Sp. z o.o. disclaims any and all liability arising out of the application or use of any product. This document does not expand or otherwise modify Planika Sp. z o.o.'s terms and conditions of purchase, including but not limited to the warranty expressed therein. No license, express or implied, by estoppel or otherwise, to any intellectual property rights is granted by this document or by any conduct of Planika Sp. z o.o.. Customers using or selling Planika Sp. z o.o.'s products not expressly indicated for use in such applications do so entirely at their own risk and agree to fully indemnify Planika Sp. z o.o. for any damages arising or resulting from such use or sale. The images are indicative only.

# planika

PLANIKA

planika@planika.com

www.planika.com



facebook.com/planikafire



instagram.com/planikafires



youtube.com/planikafires



pinterest.com/planika



linkedin.com/in/planika

